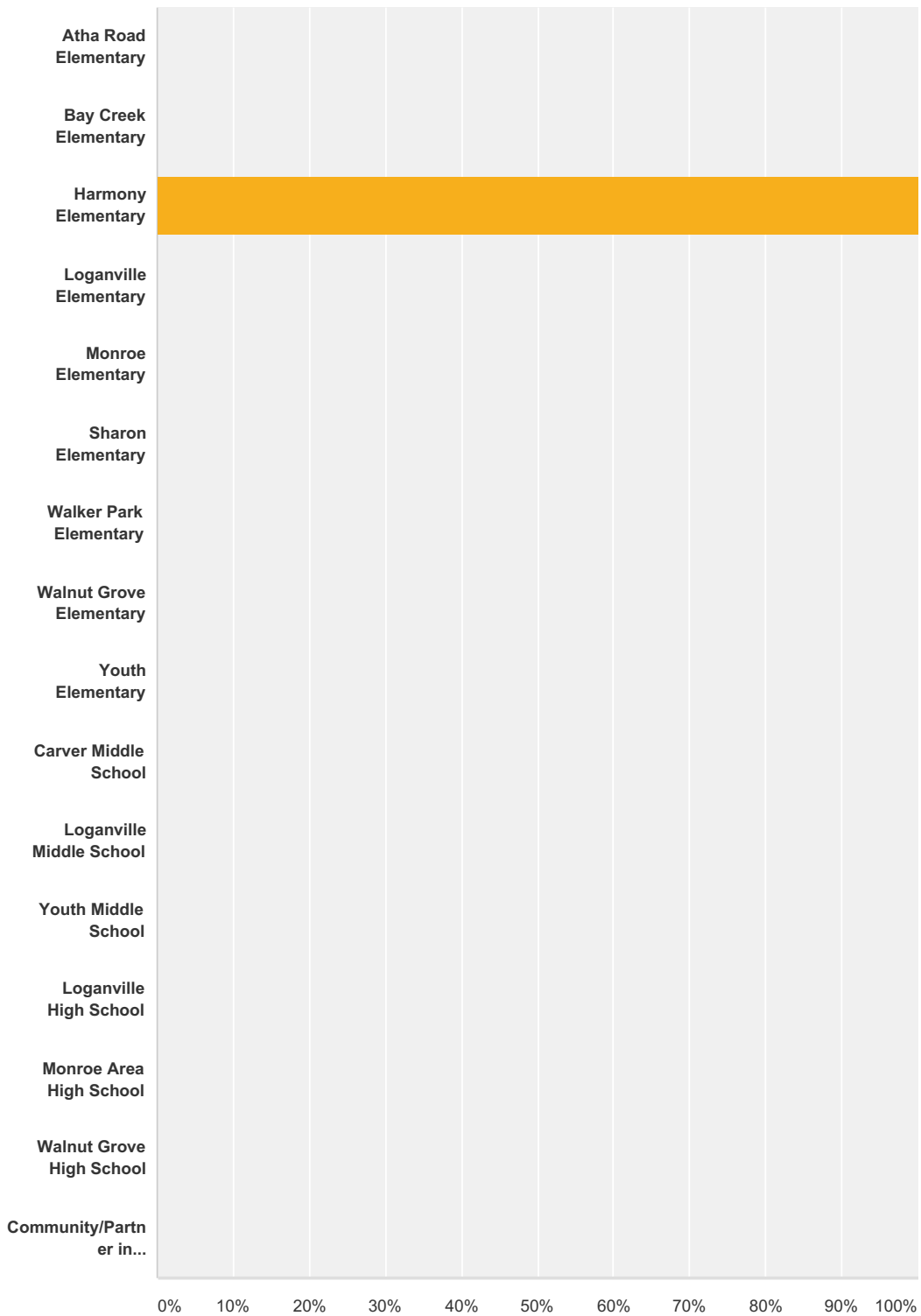


Q1 My child attends the following school: (Please complete a survey for each child)

Answered: 62 Skipped: 0

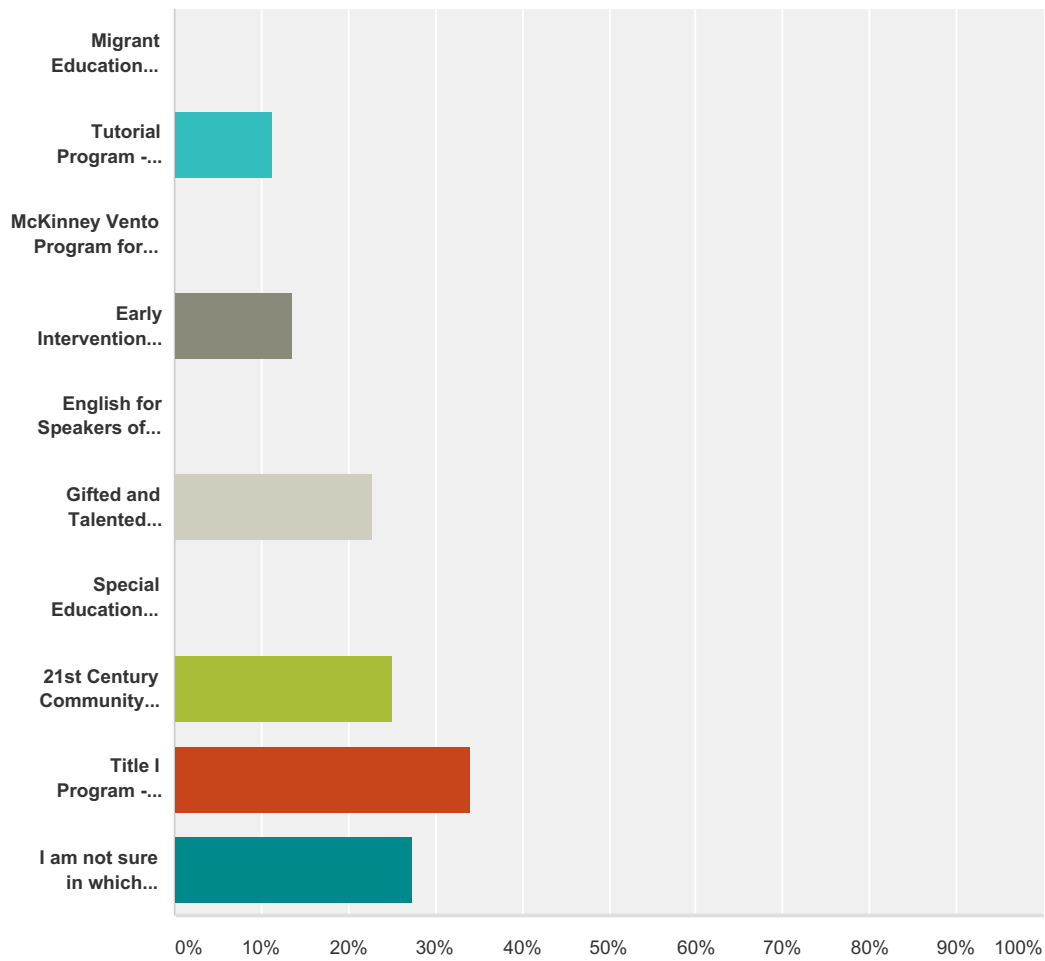


Answer Choices	Responses
----------------	-----------

Atha Road Elementary	0.00%	0
Bay Creek Elementary	0.00%	0
Harmony Elementary	100.00%	62
Loganville Elementary	0.00%	0
Monroe Elementary	0.00%	0
Sharon Elementary	0.00%	0
Walker Park Elementary	0.00%	0
Walnut Grove Elementary	0.00%	0
Youth Elementary	0.00%	0
Carver Middle School	0.00%	0
Loganville Middle School	0.00%	0
Youth Middle School	0.00%	0
Loganville High School	0.00%	0
Monroe Area High School	0.00%	0
Walnut Grove High School	0.00%	0
Community/Partner in Education/School Council Representative	0.00%	0
Total		62

Q2 Which of the following programs serves your child? (Check all that apply):

Answered: 44 Skipped: 18

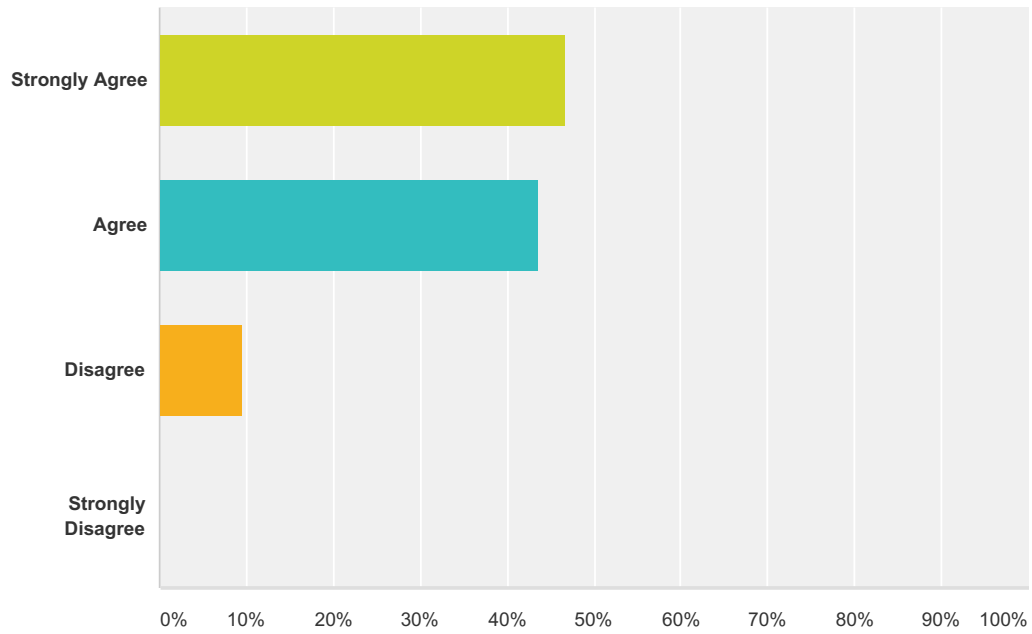


Answer Choices	Responses
Migrant Education Program	0.00% 0
Tutorial Program - (after school, during school or Saturday school)	11.36% 5
McKinney Vento Program for Homeless Children and Youth	0.00% 0
Early Intervention Program (EIP) - Elem. Schools	13.64% 6
English for Speakers of Other Languages (ESOL) Program	0.00% 0
Gifted and Talented Program	22.73% 10
Special Education Program	0.00% 0
21st Century Community Learning Centers (CCLC) / LEAP	25.00% 11
Title I Program - Services provided by a Title I Schools	34.09% 15
I am not sure in which programs my child participates.	27.27% 12

Total Respondents: 44

Q3 My child's teacher(s) adequately address my child's specific individualized learning needs.

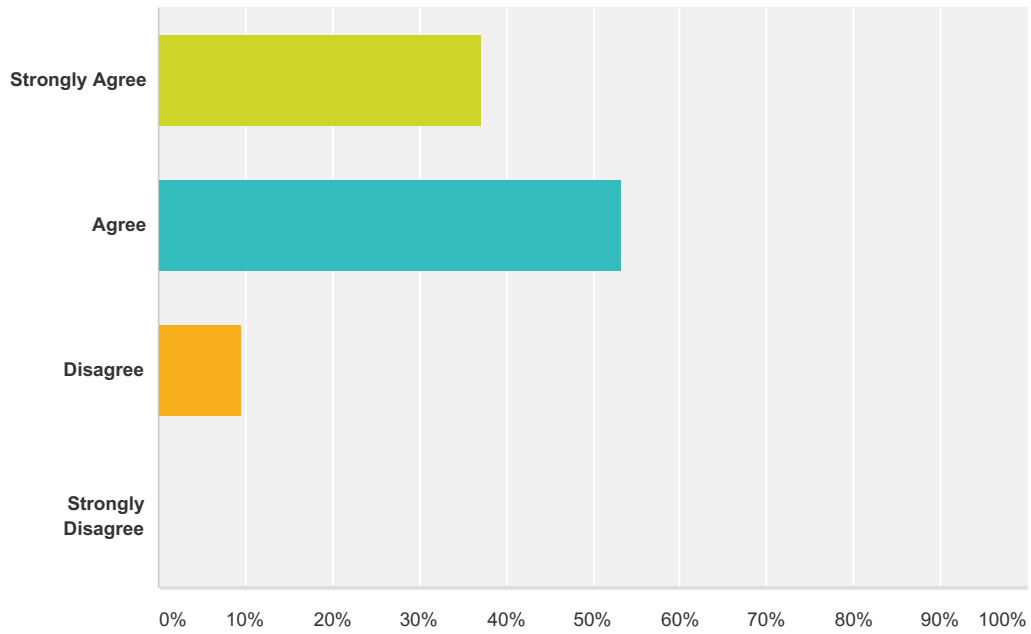
Answered: 62 Skipped: 0



Answer Choices	Responses	
Strongly Agree	46.77%	29
Agree	43.55%	27
Disagree	9.68%	6
Strongly Disagree	0.00%	0
Total		62

Q4 I am satisfied with the services and support provided by the school to help my child academically.

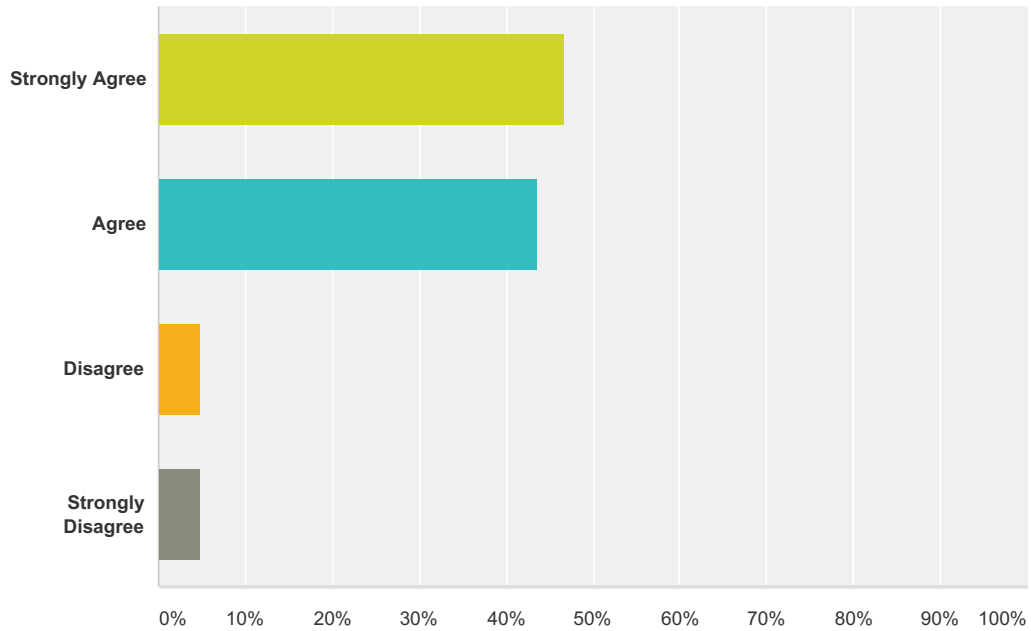
Answered: 62 Skipped: 0



Answer Choices	Responses	
Strongly Agree	37.10%	23
Agree	53.23%	33
Disagree	9.68%	6
Strongly Disagree	0.00%	0
Total		62

Q5 Teachers regularly inform me about my child's academic progress in English Language Arts, Math, Science, and Social Studies.

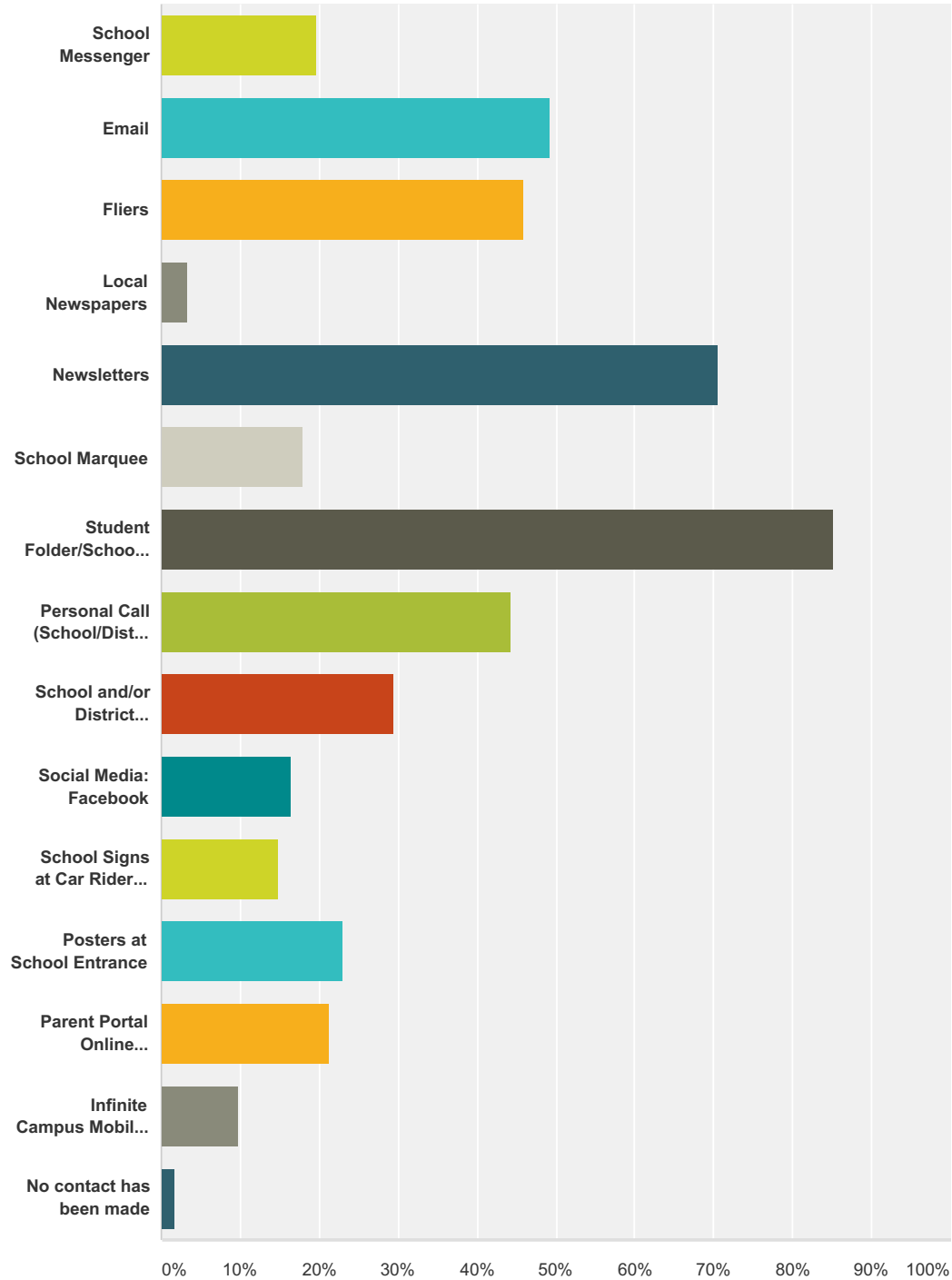
Answered: 62 Skipped: 0



Answer Choices	Responses
Strongly Agree	46.77% 29
Agree	43.55% 27
Disagree	4.84% 3
Strongly Disagree	4.84% 3
Total	62

Q6 I have received information from my school in the following ways: (Check all that apply):

Answered: 61 Skipped: 1

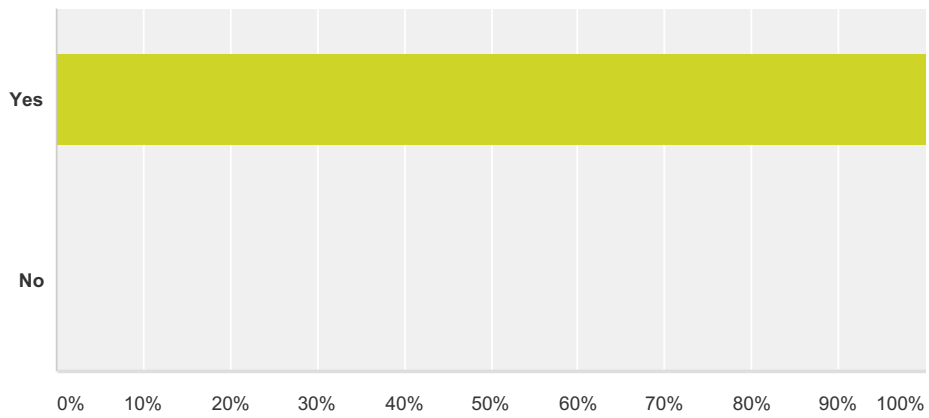


Answer Choices	Responses
School Messenger	19.67% 12

Email	49.18%	30
Fliers	45.90%	28
Local Newspapers	3.28%	2
Newsletters	70.49%	43
School Marquee	18.03%	11
Student Folder/School Agenda	85.25%	52
Personal Call (School/District Staff)	44.26%	27
School and/or District Website	29.51%	18
Social Media: Facebook	16.39%	10
School Signs at Car Rider Line	14.75%	9
Posters at School Entrance	22.95%	14
Parent Portal Online (Infinite Campus)	21.31%	13
Infinite Campus Mobile Portal App	9.84%	6
No contact has been made	1.64%	1
Total Respondents: 61		

Q7 Is English the best language for schools to communicate with you?

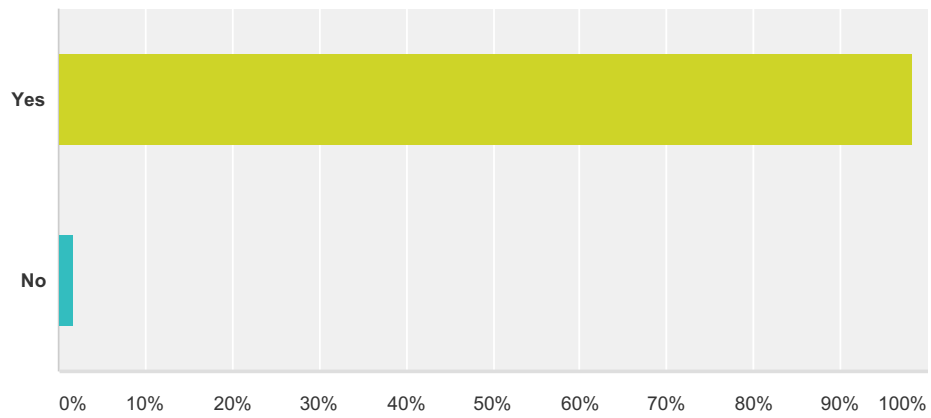
Answered: 60 Skipped: 2



Answer Choices	Responses
Yes	100.00% 60
No	0.00% 0
Total	60

Q8 Do you understand your child's report cards, progress reports, and test scores?

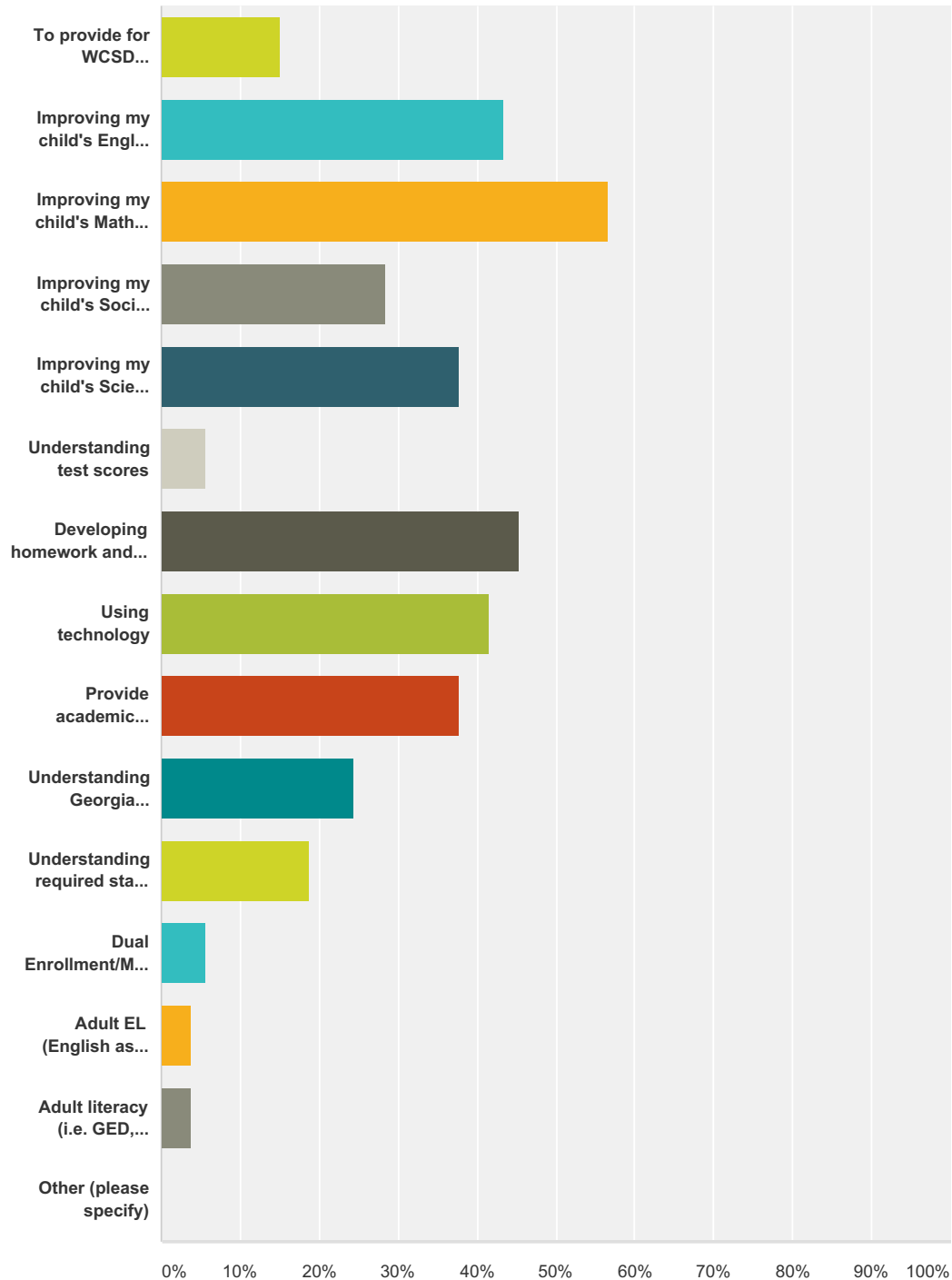
Answered: 61 Skipped: 1



Answer Choices	Responses
Yes	98.36% 60
No	1.64% 1
Total	61

Q9 I would like parent engagement funds (if available) to be used to provide the following trainings/programs at my child's school. (Check all that apply):

Answered: 53 Skipped: 9

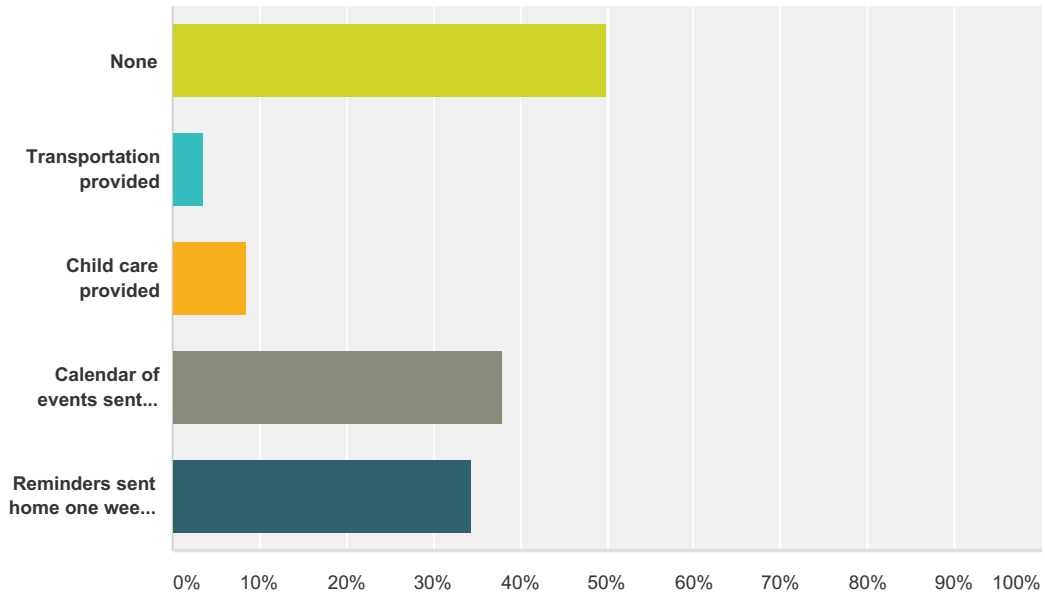


Answer Choices	Responses
To provide for WCSD Parent:Family Engagement Coordinator	15.09% 8

Improving my child's English Language Arts skills	43.40%	23
Improving my child's Math skills	56.60%	30
Improving my child's Social Studies skills	28.30%	15
Improving my child's Science skills	37.74%	20
Understanding test scores	5.66%	3
Developing homework and study habits	45.28%	24
Using technology	41.51%	22
Provide academic materials for parents to use with their student in the home	37.74%	20
Understanding Georgia Standards of Excellence (English Language Arts, Math, Science and Social Studies)	24.53%	13
Understanding required state assessments (GA Milestones, End of Grade and End of Course assessments)	18.87%	10
Dual Enrollment/Move On When Ready	5.66%	3
Adult EL (English as Second Language)	3.77%	2
Adult literacy (i.e. GED, beginning reading, math, etc.)	3.77%	2
Other (please specify)	0.00%	0
Total Respondents: 53		

Q10 I will need the following assistance for me to participate in school events and Title I Program sponsored activities.(Check all that apply):

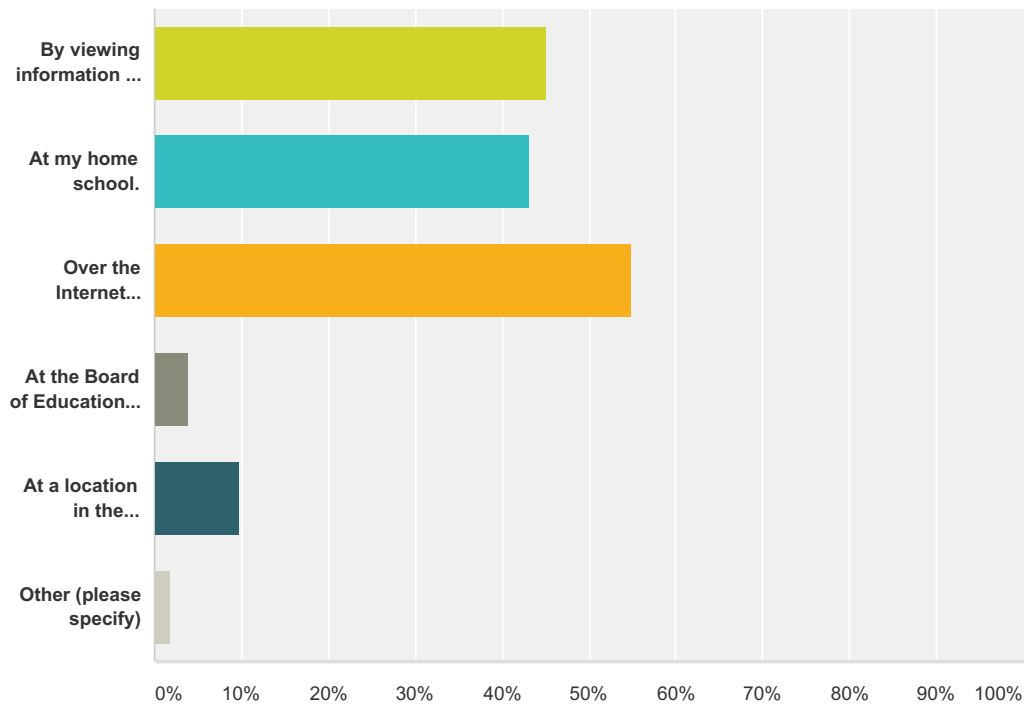
Answered: 58 Skipped: 4



Answer Choices	Responses
None	50.00% 29
Transportation provided	3.45% 2
Child care provided	8.62% 5
Calendar of events sent home regularly	37.93% 22
Reminders sent home one week before the event	34.48% 20
Total Respondents: 58	

Q11 I prefer to attend parent trainings: (Check all that apply):

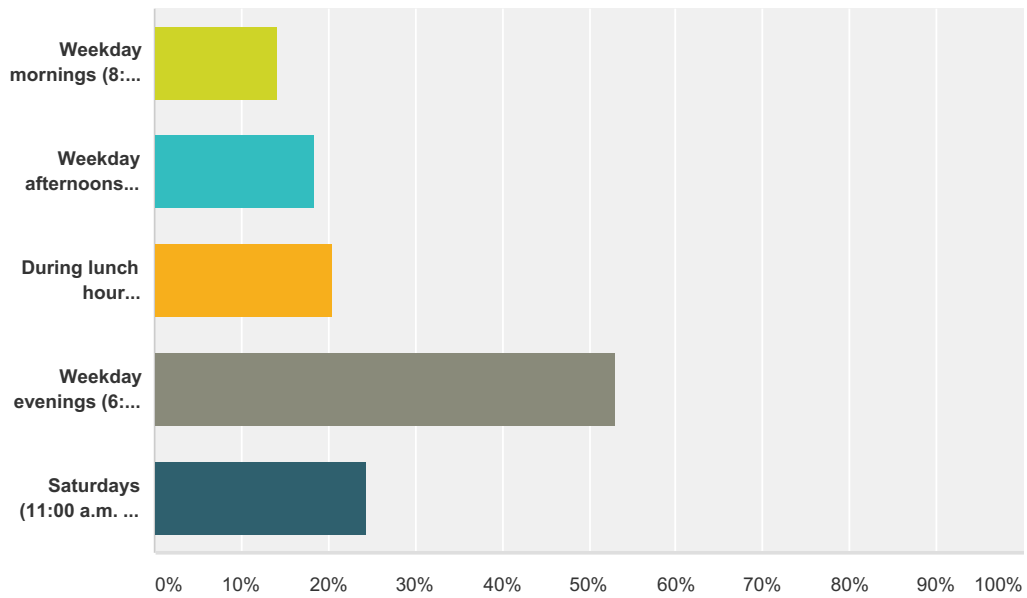
Answered: 51 Skipped: 11



Answer Choices	Responses
By viewing information on the district website.	45.10% 23
At my home school.	43.14% 22
Over the Internet (streaming/video)	54.90% 28
At the Board of Education training rooms.	3.92% 2
At a location in the community (church, community center, etc.)	9.80% 5
Other (please specify)	1.96% 1
Total Respondents: 51	

Q12 I prefer to attend parent trainings at these times: (Check all that apply):

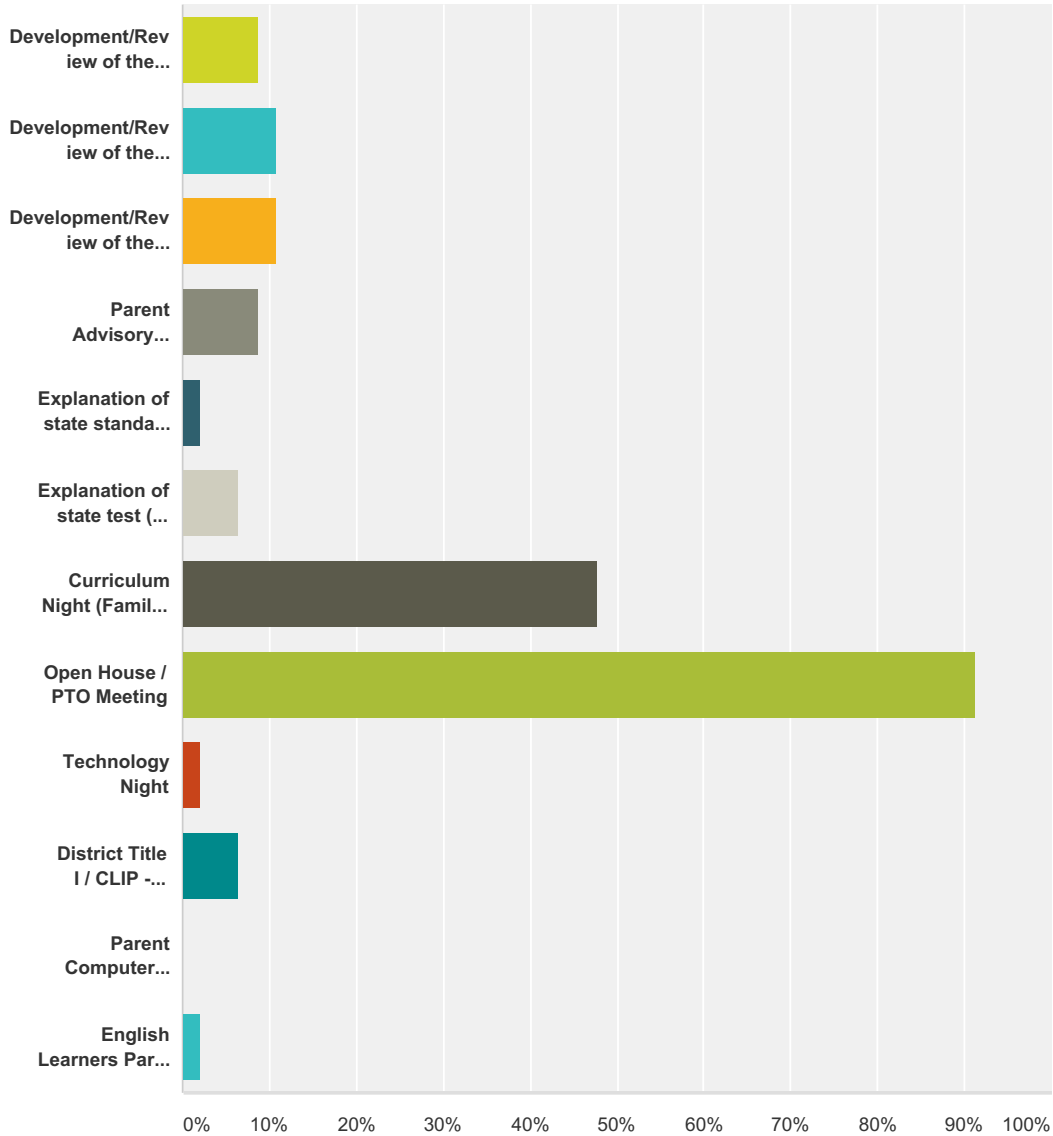
Answered: 49 Skipped: 13



Answer Choices	Responses
Weekday mornings (8:00 a.m. to 12:00 p.m.)	14.29% 7
Weekday afternoons (1:00 p.m. to 4:00 p.m.)	18.37% 9
During lunch hour (Lunch-N-Learn with your child)	20.41% 10
Weekday evenings (6:00 p.m. to 9:00 p.m.)	53.06% 26
Saturdays (11:00 a.m. to 2:00 p.m.)	24.49% 12
Total Respondents: 49	

Q13 I participated in and/or attended the following school activities this year. (Check all that apply):

Answered: 46 Skipped: 16

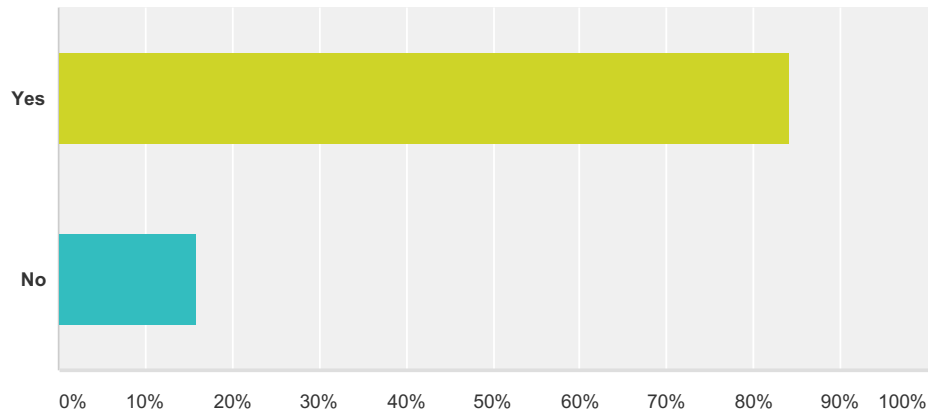


Answer Choices	Responses
Development/Review of the Parental Involvement Plan	8.70% 4
Development/Review of the School Parent Compact	10.87% 5
Development/Review of the Title I Program Plan/Evaluation and School Improvement Plan	10.87% 5
Parent Advisory Committees/Councils/School Governance Team	8.70% 4
Explanation of state standards and school curriculum (GA Standards of Excellence)	2.17% 1
Explanation of state test (GA Milestones, End of Grade, End of Course Test, ACCESS Test, GKIDS)	6.52% 3

Curriculum Night (Family Reading / Math Night, Science or Social Studies)	47.83%	22
Open House / PTO Meeting	91.30%	42
Technology Night	2.17%	1
District Title I / CLIP - Comprehensive LEA (District) Implementation Planning Meeting (CLIP)	6.52%	3
Parent Computer Classes/Workshops	0.00%	0
English Learners Parent Orientation	2.17%	1
Total Respondents: 46		

Q14 Do you think that all children in your child's school have the same opportunity to learn and succeed?

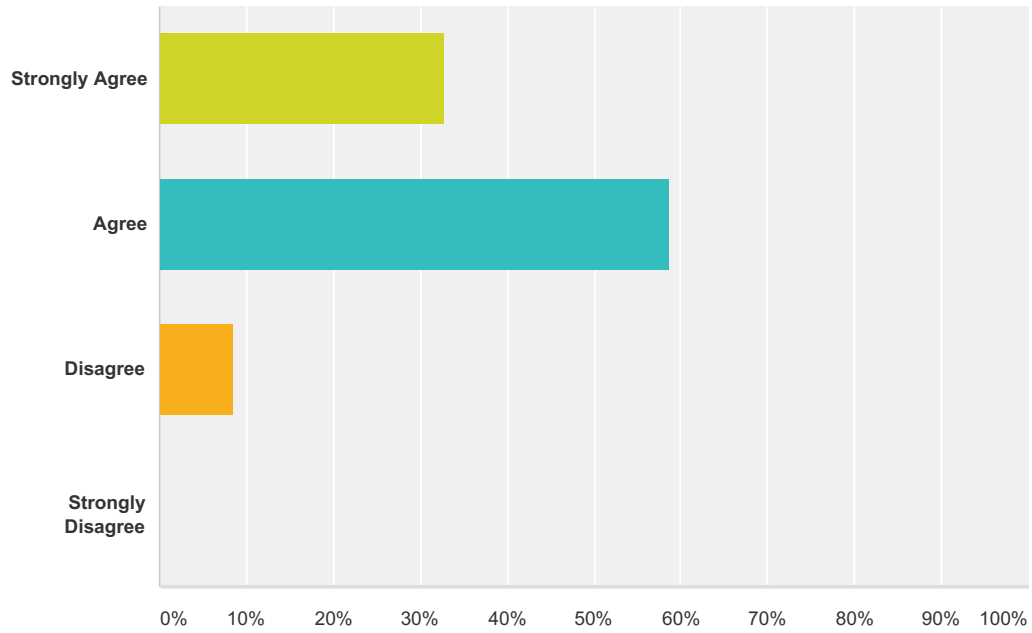
Answered: 57 Skipped: 5



Answer Choices	Responses
Yes	84.21% 48
No	15.79% 9
Total	57

Q15 Walton County School System provides every student equal access to experienced, highly qualified (certified in the area in which they are teaching) teachers.

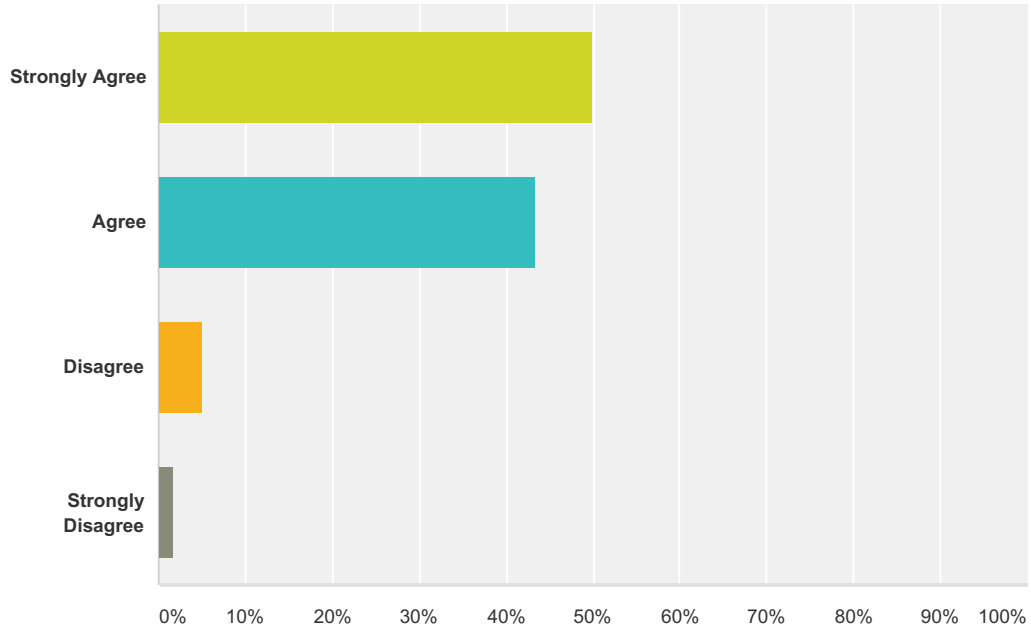
Answered: 58 Skipped: 4



Answer Choices	Responses	
Strongly Agree	32.76%	19
Agree	58.62%	34
Disagree	8.62%	5
Strongly Disagree	0.00%	0
Total		58

Q16 The staff at my child's school is responsive and helpful when we discuss my child's academic progress.

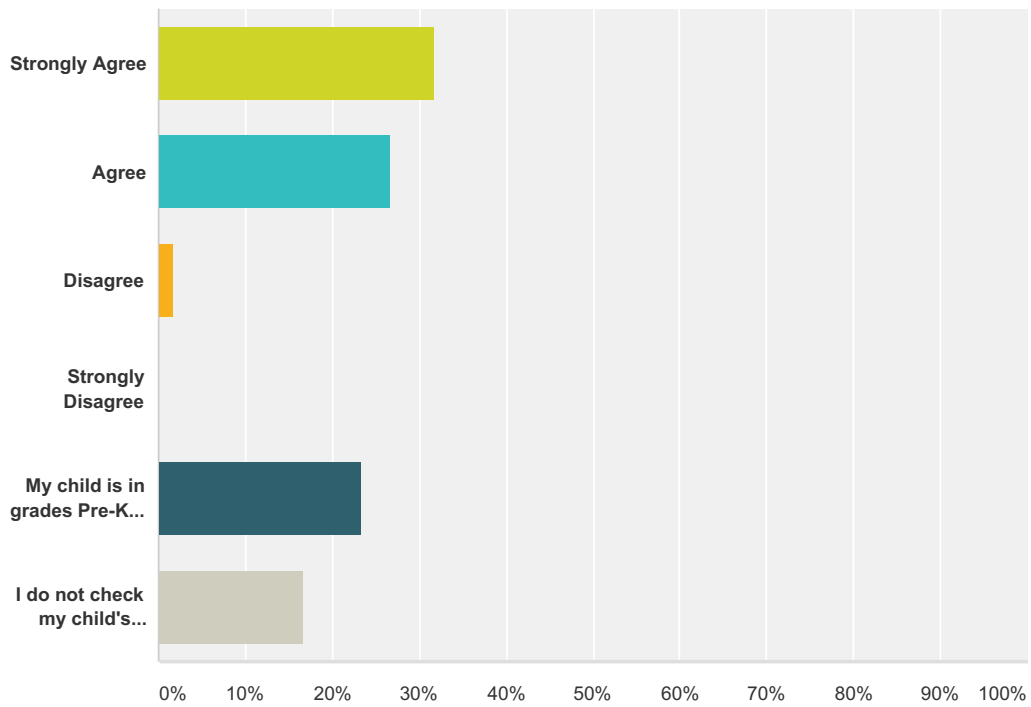
Answered: 60 Skipped: 2



Answer Choices	Responses	
Strongly Agree	50.00%	30
Agree	43.33%	26
Disagree	5.00%	3
Strongly Disagree	1.67%	1
Total		60

Q17 My child's teachers regularly update grades in the parent portal.

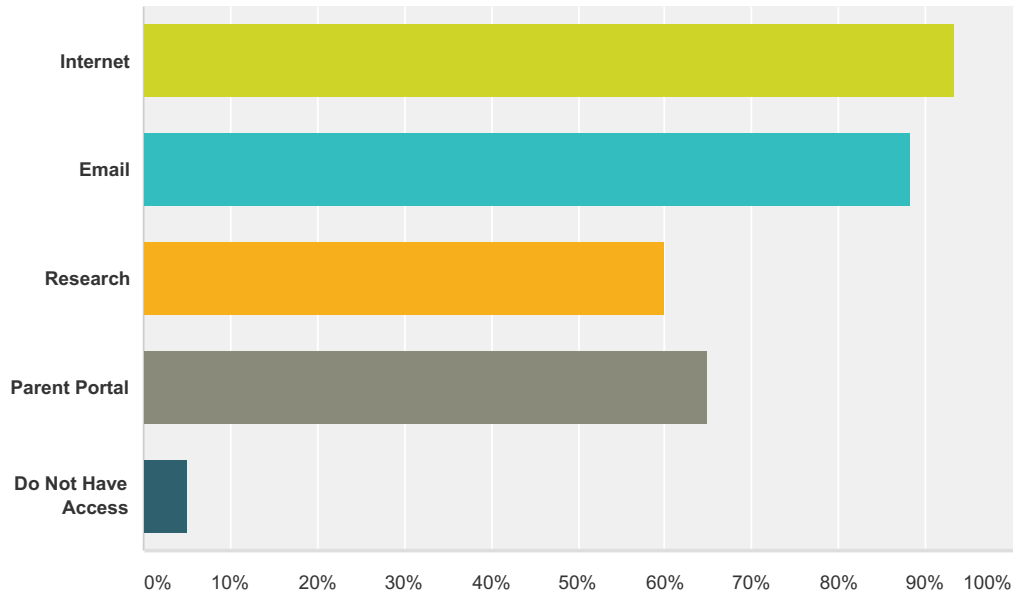
Answered: 60 Skipped: 2



Answer Choices	Responses
Strongly Agree	31.67% 19
Agree	26.67% 16
Disagree	1.67% 1
Strongly Disagree	0.00% 0
My child is in grades Pre-K - 3.	23.33% 14
I do not check my child's grades electronically (online or using an app).	16.67% 10
Total	60

Q18 I have access to devices (phone, computer, eReader, iPad, Kindle, etc.) to make use of the following (Check all that apply):

Answered: 60 Skipped: 2



Answer Choices	Responses
Internet	93.33% 56
Email	88.33% 53
Research	60.00% 36
Parent Portal	65.00% 39
Do Not Have Access	5.00% 3
Total Respondents: 60	

Q19 OPTIONAL: What would you most like to see improved within the Walton County School System?

Answered: 12 Skipped: 50

Q20 Optional: Please share your contact information.

Answered: 23 Skipped: 39

Answer Choices	Responses	
Name:	100.00%	23
Phone Number:	82.61%	19
Email Address	95.65%	22